



For Responsible
Teachers

**Jelajah
Ilmu**

A Smart Way to Deliver Academics For Smarter Schools

Explore our academic delivery platform equipped with customised functionalities designed to enhance offline & online teaching, learning, monitoring, and comprehensive school administration.



www.jelajahilmu.com

Jelajah Ilmu

The Future of Education!

Jelajah Ilmu is an online academic delivery platform and the recipient of multiple **internationally recognised awards for its technology and pedagogy.**



Our platform enables smooth integration of online and offline academic delivery with the features specifically designed to elevate learning, teaching, performance monitoring, and comprehensive school administration.

Jelajah Ilmu unlocking possibilities for everyone!

School
Leaders

Teachers

Students

Parents



Jelajah Ilmu X Penerbit Intan Pariwara Advocating Merdeka Kurikulum

Merdeka Kurikulum is an educational framework developed by the Indonesian government to transform the country's curriculum and teaching methods. To implement Merdeka Kurikulum, the government encourages educational institutions to adopt innovative teaching methods, utilise technology, and provide a conducive learning environment.

Jelajah Ilmu, with its innovative features and collaboration with Penerbit Intan Pariwara, offers a comprehensive solution for implementing and delivering Merdeka Kurikulum across educational institutions in Indonesia.



Our Features

The features of our versatile platform has the ability to support both online and offline academic delivery. Our tools enhance in-class and online learning, teaching, monitoring and school administration experience while prioritising convenience through the integration of technology.

Everything that you can do in Jelajah Ilmu as a teacher, depending on the subjects that you are given access to!

Hassle-free Assignment Process

- ✓ Give Assignments from eTextbooks and Testpapers
- ✓ Set deadlines
- ✓ Share class notes required to complete Assignments
- ✓ Receive submission, give feedback and grade Assignments
- ✓ Schedule Sessions

Schedule Classes

- ✓ Schedule Online or In-Class Sessions
- ✓ Share documents or photos of activities done In-Class on the platform to aid future revision
- ✓ Track attendance
- ✓ Track all offline and In-Class Sessions, and even track the platform activities of your students

Learning/Teaching Resources

- ✓ Teach from interactive eBooks
- ✓ Access Teacher's Guide containing effective teaching methodologies and scheme-of-work
- ✓ Access additional teaching resources from "Global Resources"
- ✓ Create your own Testpapers from our question banks
- ✓ Upload your own resources, which you may share both with school colleagues as well as your class

Chat Rooms for Collaborative Learning

- ✓ Create classroom or project specific chat groups
- ✓ Seamless interaction with students
- ✓ Medium to share documents

Announcements to Parents, Teachers & Students

- ✓ Send General Announcements
- ✓ Send eConsent Announcements

Note: Feature updates might be carried out periodically without prior notification, to provide a better user experience. Please contact us via the Chat Support, for assistance regarding the platform.



Jelajah Ilmu

For Responsible Teachers

Jelajah Ilmu provides a convenient platform for you as a teacher to carry out your daily tasks. With the integration of innovative technology, our features are designed to assist you in efficiently monitoring student's online & in-class academic progress, engagements, strengths, and areas for improvement with convenience. By leveraging our tools, as a teacher, you can enhance your teaching practices and ultimately contribute to the academic success of your students.

A Teacher's Dashboard

The screenshot shows the teacher dashboard with the following sections and callouts:

- Teaching Resources Callout:**
 - Teaching Resources**
 - Create TestPaper**
Generate question papers for practice. Marking schemes are provided tool
 - Review, Upload or Share Learning Resources**
Review the teaching manuals, interactive videos, worksheets, eTextbooks, workbooks, etc, for the subjects that you are teaching. Upload your own resources and share them with your class(es).
- Assignments Callout:**
 - Assignments**
 - Give Assignments**
Create and handout assignments to your students
 - Grade Assignments**
Check submissions and grade your students
- Teach and Review Performance Callout:**
 - Teach and Review Performance**
 - Create Session**
Schedule and create sessions for entire class(es) or individual student(s)
 - Student's Performance**
Review student reports to evaluate their engagement and performance. Uncover individual learning difficulties and give feedback.
- Chat and Announcements Callout:**
 - Chat and Announcements**
 - Engage in Text-Chat with Students**
Chat with the entire class or individual student(s). Post updates and notices for all students to see
 - Announcements to Students/Parents**
Send announcements to class(es) or student(s) and/or parent(s). They will see it immediately upon login
- Profile Callout:**
 - Click here** to edit your basic information and change the password.

The dashboard interface includes a navigation bar with links for Home, Classrooms, Teaching Resources, Testpapers, Chat Rooms, Announcements, and My Profile. A 'Notice Board' is visible at the bottom, showing 'Today' and 'Tomorrow' tabs.

Wide Range of Assessment Testpapers

From our standard question bank, you can generate Self-grading and Normal testpapers. As a teacher, you can generate chapter-wise “Multiple Choice” or “Open-Ended” questions, set difficulty levels and assign them to your students to test their knowledge.

Along with Self-grading & Normal Testpapers, teachers can also generate Custom Testpapers with options to add “Question Introduction”, “Multiple Choice”, “Multiple Answers”, “Open-Ended” and “Fill in the Blanks” questions.



Scan/Click here to
generate:

- To generate Self-grading, Normal & Custom Testpapers.

Generate Test Paper

Generate test papers and worksheets with marking schemes based on real past-year papers!

Test Paper Type *

Self-grading Testpaper

Normal Testpaper

Question Bank *

Standard Question Bank

Create Your Own

Test Paper Title *

Biology

Subject *

Kelas 1 Bahasa Indonesia (Kumer)

Description

Test

[Generate Testpaper](#)

Section 1

Type of Question *

Multiple Choice

No. of Question *

10

Chapter/Topics

2 Bermain Benda di Sekitarku (39) x

4 Aku Bisa Lakukan (42) x

Select


Difficulty

Easy x Medium x Hard x

Note: If you do not manually select chapters/topics, then all will be automatically selected for you.

You can give Assignment
from Testpapers.

The correct answer section below is only visible to you and will not be visible to your students when they attempt the assignment. [Use to create assignment](#)



Biology

Kelas 1 Bahasa Indonesia (Kumer)

Test

- Perhatikan petunjuk berikut. [1]
 - (1) Gosokkan kain pel secara merata di lantai yang kotor.
 - (2) Aku mengerti sekarang cara berguling ke depan.
 - (3) Semprot kaca dengan cairan pembersih.
 - (4) Saya akan mulai membersihkan kacanya.

Ungkapan petunjuk ditunjukkan oleh kalimat nomor

a. (1) dan (2)

b. (1) dan (3)

c. (2) dan (4)

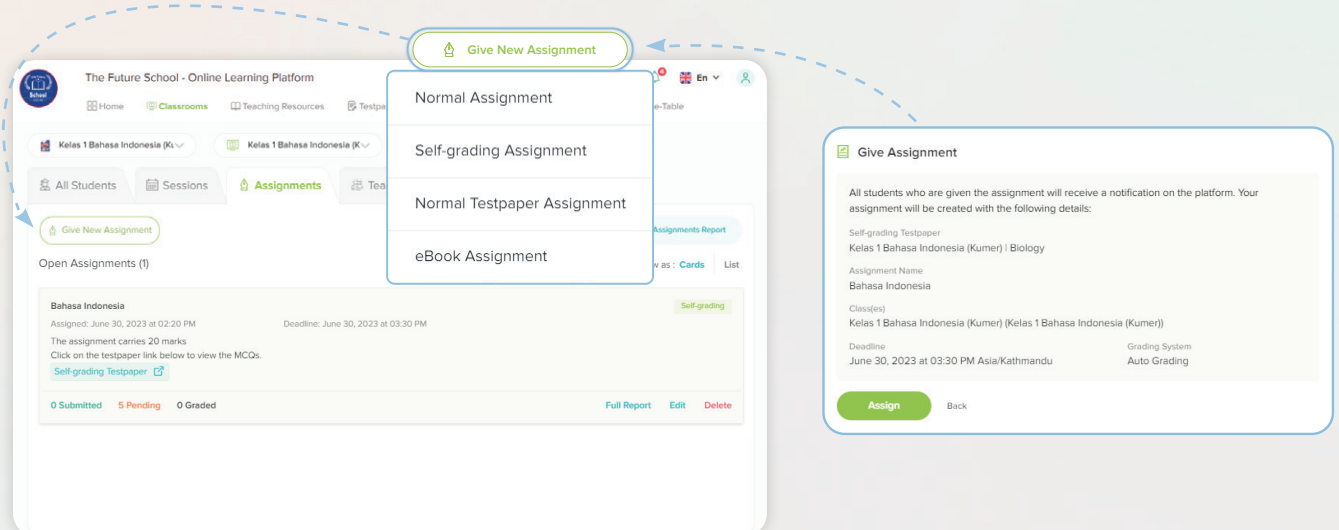
A B C
- Perhatikan kalimat-kalimat berikut. [1]
 - 1) Ayah menanam bibit cabai.
 - 2) Burung hinggap di dahan pohon.
 - 3) Rautan digunakan untuk merauti pensil.

Kalimat yang berisi kata tentang benda hidup ditunjukkan oleh nomor

a. 1) dan 2)

Hassle-free Assignment Cycle

As a teacher, you have the convenience of assigning tasks from **eTextbooks** and even **Testpapers** as part of the learning process. The platform's ability to set editable deadlines ensures flexibility for both teachers and students. Moreover, with Jelajah Ilmu, you have the ability to assess and grade assignments and send it back to students with feedback which completes the whole assignment cycle all within the platform.

The screenshot shows the 'Give New Assignment' button in the 'Assignments' section of the Future School platform. A dropdown menu lists the following assignment types:

- Normal Assignment
- Self-grading Assignment
- Normal Testpaper Assignment
- eBook Assignment

A callout box titled 'Give Assignment' displays the following details for a notification:

All students who are given the assignment will receive a notification on the platform. Your assignment will be created with the following details:

- Self-grading Testpaper
- Kelas 1 Bahasa Indonesia (Kumer) | Biology
- Assignment Name: Bahasa Indonesia
- Class(es): Kelas 1 Bahasa Indonesia (Kumer) (Kelas 1 Bahasa Indonesia (Kumer))
- Deadline: June 30, 2023 at 03:30 PM Asia/Kathmandu
- Grading System: Auto Grading

Buttons for 'Assign' and 'Back' are visible at the bottom of the callout box.



Scan/Click here to learn how:

- To give Assignments from Self-grading, Normal or Custom Testpapers.
- To schedule Assignments for a future date.
- To grade Assignments.
- To publish results.

Effortless Online Note Sharing to Enhance In-class Learning

As a teacher, you can easily share class notes with students to enhance their understanding of the subject. Side by side, our platform also allows you to collaborate with your colleagues by offering a medium to share files.

Along with content sharing tools, you can also gain access to extra teaching/learning resources from our platform to improve the quality of education.



The screenshot shows the 'The Future School - Online Learning Platform' interface. At the top, there are navigation links: Home, Classrooms, Teaching Resources, Testpapers, Chat Rooms, Announcements, and My Time-Table. Below this, there are filters for 'Subjects' and 'All Subjects', along with a 'Reset Filters' button. The main content area is divided into three sections: 'My Resources' (with a folder icon), 'School Resources' (with a school icon), and 'Global Resources' (with a globe icon). Three callout boxes with dashed arrows point to these sections: 'Upload learning resources here to share with students.' points to 'My Resources'; 'Upload resources here to share with other teachers.' points to 'School Resources'; and 'Get additional teaching and learning resources from here.' points to 'Global Resources'.



Scan/Click here to learn how:

- To upload files in "My Resources" to share them with students.
- To upload files in "School Resources" and access contents uploaded by your colleagues.
- To access extra teaching/learning contents from "Global Resources".



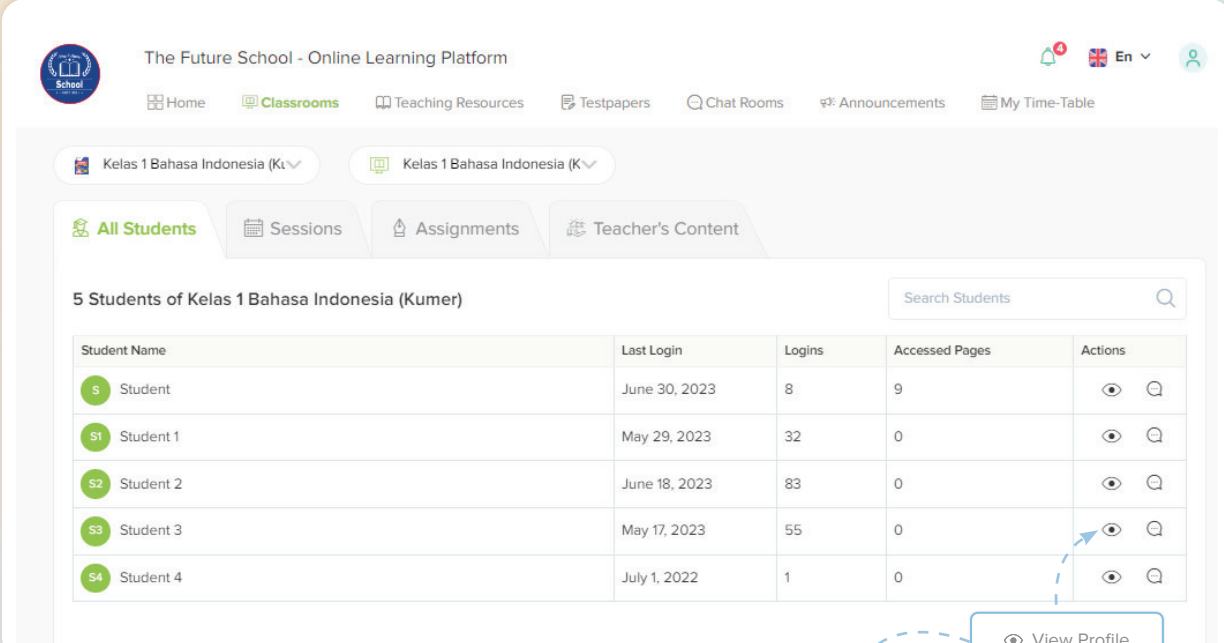
Did you know?

Our platform offers **"Teacher's Guides"** which can help you in building Online or In-Class Session plans with different effective teaching methodology.

Personalised Guidance with Data-driven Insights

With Jelajah Ilmu, you can view individual student's activities like class attendance, accessed eBooks, assignment submission status and so on, all within the platform. This feature allows you to gain insights into their unique learning patterns, which then enables you to offer the necessary guidance based on the information obtained.

All students' performance reports



The Future School - Online Learning Platform

Home Classrooms Teaching Resources Testpapers Chat Rooms Announcements My Time-Table

Kelas 1 Bahasa Indonesia (Kl) Kelas 1 Bahasa Indonesia (Kl)

All Students Sessions Assignments Teacher's Content

5 Students of Kelas 1 Bahasa Indonesia (Kumer)

| Student Name | Last Login | Logins | Accessed Pages | Actions |
|--------------|---------------|--------|----------------|--------------|
| S Student | June 30, 2023 | 8 | 9 | View Profile |
| S1 Student 1 | May 29, 2023 | 32 | 0 | View Profile |
| S2 Student 2 | June 18, 2023 | 83 | 0 | View Profile |
| S3 Student 3 | May 17, 2023 | 55 | 0 | View Profile |
| S4 Student 4 | July 1, 2022 | 1 | 0 | View Profile |

Search Students

View Profile

You can view every student's performance report from here.

Recent Activity

- 2 Self-grading Testpaper(s) Attempted
- 2 Self-grading Testpaper(s) Generated
- 1 Testpaper(s) Generated
- 1 Assignment(s) Submitted
- 3 Testpaper Credit(s) Deducted

View detailed activity

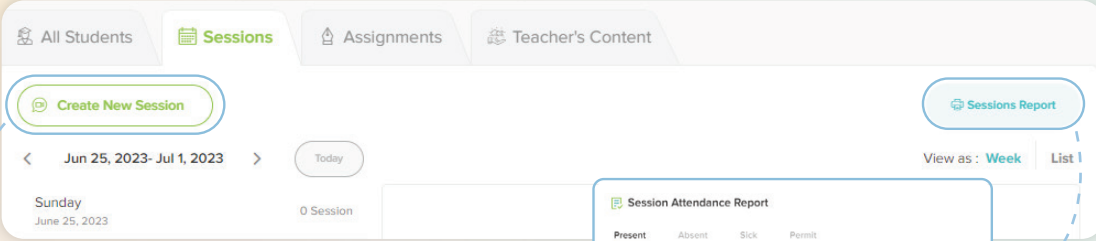


Scan/Click here to learn how:

- To access class-wise data.
- To access individual student's data.

Scheduling Online and In-Class Sessions

You can schedule Online and In-Class Sessions from our platform. This allows you as a teacher to adapt to diverse modalities of education, satisfying the requirements of both online and conventional classroom environments, facilitating efficient lesson delivery and student engagement in any learning context. Attendance for online classes can be conveniently monitored. And for physical classes, teachers can manually record the students who were absent, sick or were granted the permit to skip the class. The attendance records are stored in the platform's database and can be used as needed.



The screenshot shows the 'Sessions' tab in the platform. A 'Create New Session' button is highlighted with a dashed blue arrow pointing to a 'Create Session' modal. The modal contains the following text:

Your session will be created and added to your class schedule. All students invited in the session will receive a notification on the platform. Your session will be created with the following details:

Session Name
Chapter 12: Circle 4
Individual Class(es)
Kelas 1 Bahasa Indonesia (Kumer) (Kelas 1 Bahasa Indonesia (Kumer))
One Time Session
June 30, 2023 at 02:30 PM - 03:30 PM Asia/Kathmandu

Buttons: Back, Create Session

A 'Sessions Report' button is also highlighted with a dashed blue arrow pointing to a 'Session Attendance Report' modal. The report shows a table with columns: Present, Absent, Sick, Permit. Below the table, it lists '5 students who were present' with a list of student names and status indicators.

If your school has subscribed to Jelajah Ilmu, you can host Online Sessions and utilise attendance reports for convenient student tracking and monitoring, streamlining attendance management. Furthermore, you have the option to record the sessions for future review.



Did you know?

Teachers can take photos of student's work and upload it on the platform after any **In-Class Session**. This allows for the recognition and accessibility of the best work, enabling everyone to review and learn from it.



Scan/Click here to learn how:

- To schedule Online Session.
- To schedule In-Class Session.



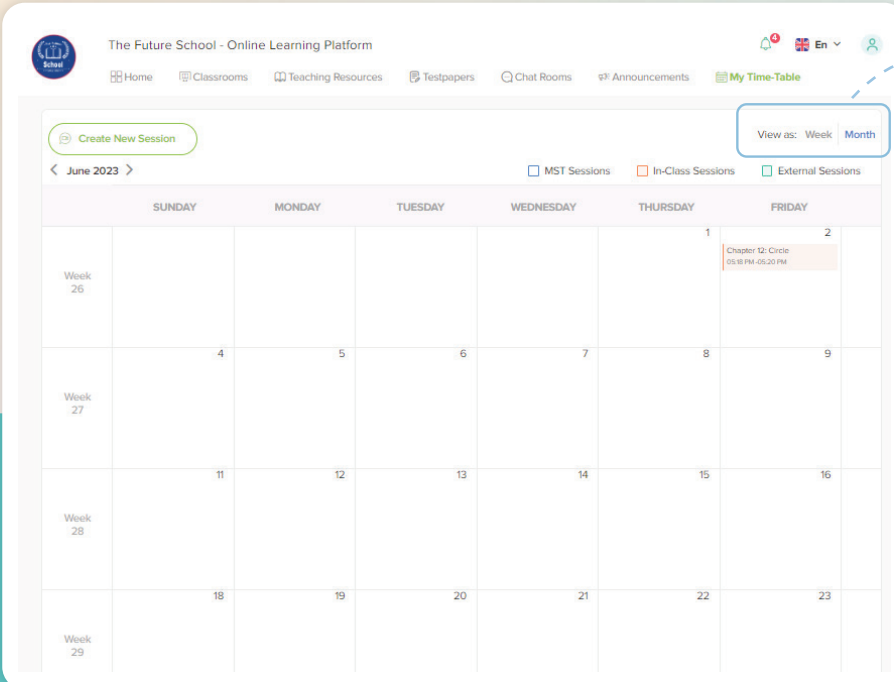
Scan/Click here to learn how:

- To access attendance reports.
- To manually record attendance.

Organise Your Class Schedule with My Time-Table

As a teacher, you can keep track of all the scheduled sessions (Online and In-class sessions) via **“My Time-Table”** which is our platform’s tool that presents a Weekly/Monthly overview of created sessions.

With Jelajah Ilmu, you can experience the convenience and efficiency of **“My Time-Table”** and take control of your schedule.



The Future School - Online Learning Platform

Home Classrooms Teaching Resources Testpapers Chat Rooms Announcements **My Time-Table**

Create New Session

View as: Week | Month

< June 2023 > MST Sessions In-Class Sessions External Sessions

| | SUNDAY | MONDAY | TUESDAY | WEDNESDAY | THURSDAY | FRIDAY |
|---------|--------|--------|---------|-----------|----------|--|
| Week 26 | | | | | 1 | 2 Chapter 12: Circle 05:00 PM - 05:20 PM |
| Week 27 | 4 | 5 | 6 | 7 | 8 | 9 |
| Week 28 | 11 | 12 | 13 | 14 | 15 | 16 |
| Week 29 | 18 | 19 | 20 | 21 | 22 | 23 |

You can track Weekly/Monthly scheduled Online or In-Class Sessions from here.

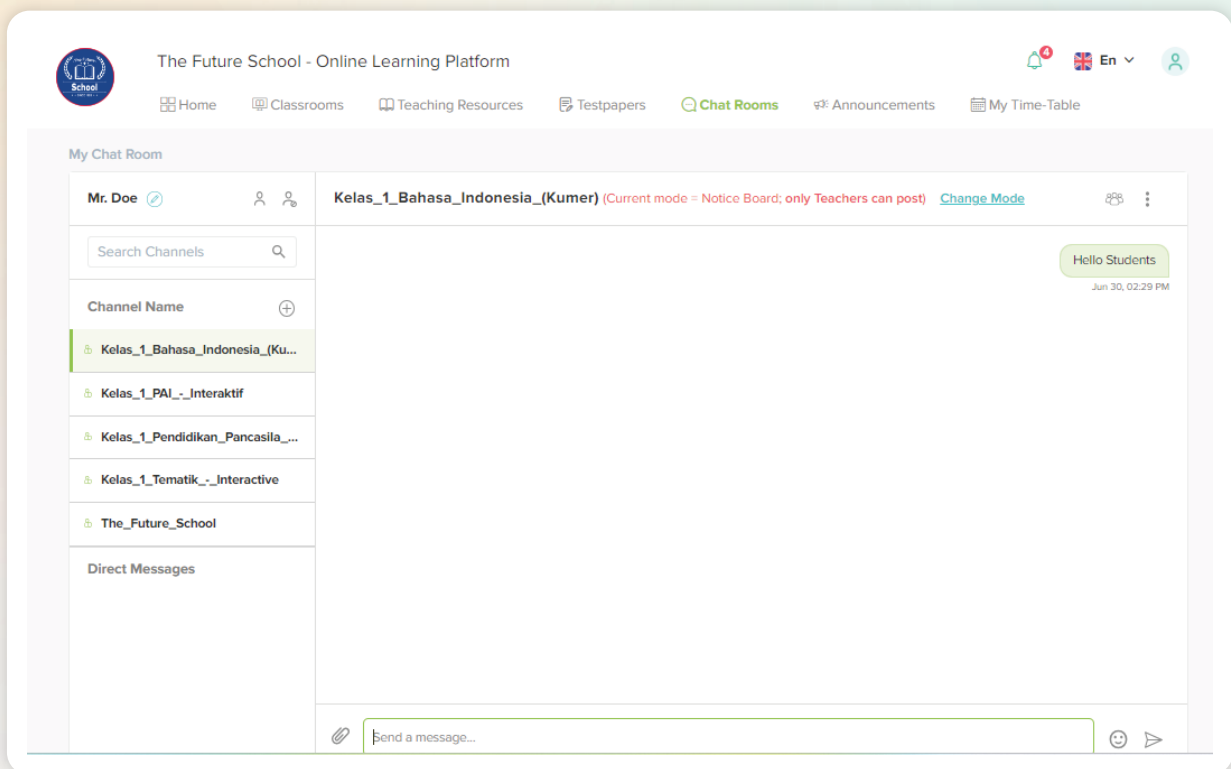


Scan/Click here to learn how:

- To use “My Time-Table”.

Convenient Communication Enabled by Chat Rooms

As a teacher, you can create chat groups for specific classes or projects that enable individualised conversation and file sharing. These channels serve as designated locations to deliver important information, announcements, and resources, encouraging collaborative learning and active student participation. If your school has subscribed to Jelajah Ilmu, you can also attach documents in the Chat Rooms.

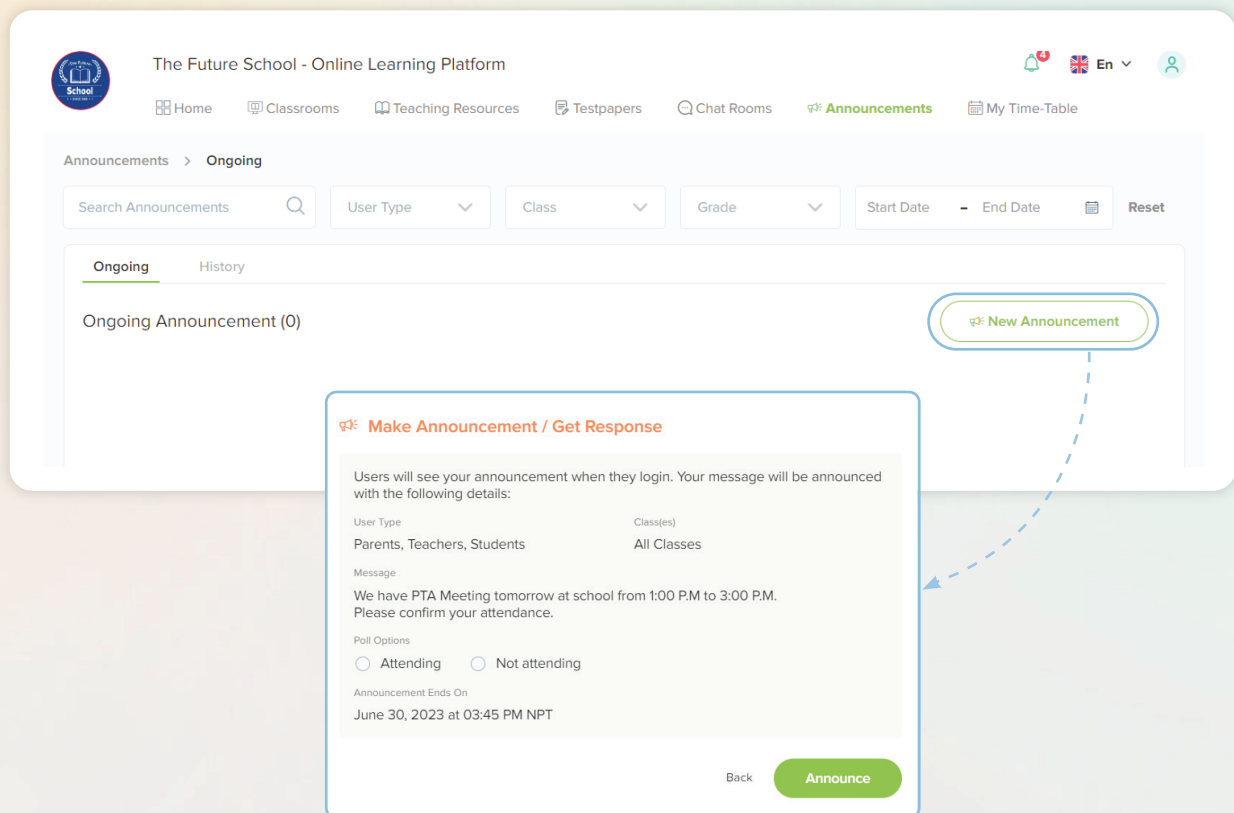


Scan/Click here to learn how:

- To create and use Chat Rooms.

Make Announcements for Easy Communication

As a teacher, you can utilise our Announcement feature to communicate important school-related activities, exams updates or any general information. It is the best way to send notices to students, teachers or parents. Additionally, you can send eConsent forms and receive responses from the respective recipients.



The Future School - Online Learning Platform

Home Classrooms Teaching Resources Testpapers Chat Rooms **Announcements** My Time-Table

Announcements > Ongoing

Search Announcements [User Type] [Class] [Grade] [Start Date] - [End Date] [Reset]

Ongoing History

Ongoing Announcement (0) [New Announcement](#)

Make Announcement / Get Response

Users will see your announcement when they login. Your message will be announced with the following details:

| | |
|-----------------------------|-------------|
| User Type | Class(es) |
| Parents, Teachers, Students | All Classes |

Message

We have PTA Meeting tomorrow at school from 1:00 P.M to 3:00 P.M.
Please confirm your attendance.

Poll Options

Attending Not attending

Announcement Ends On

June 30, 2023 at 03:45 PM NPT

Back [Announce](#)



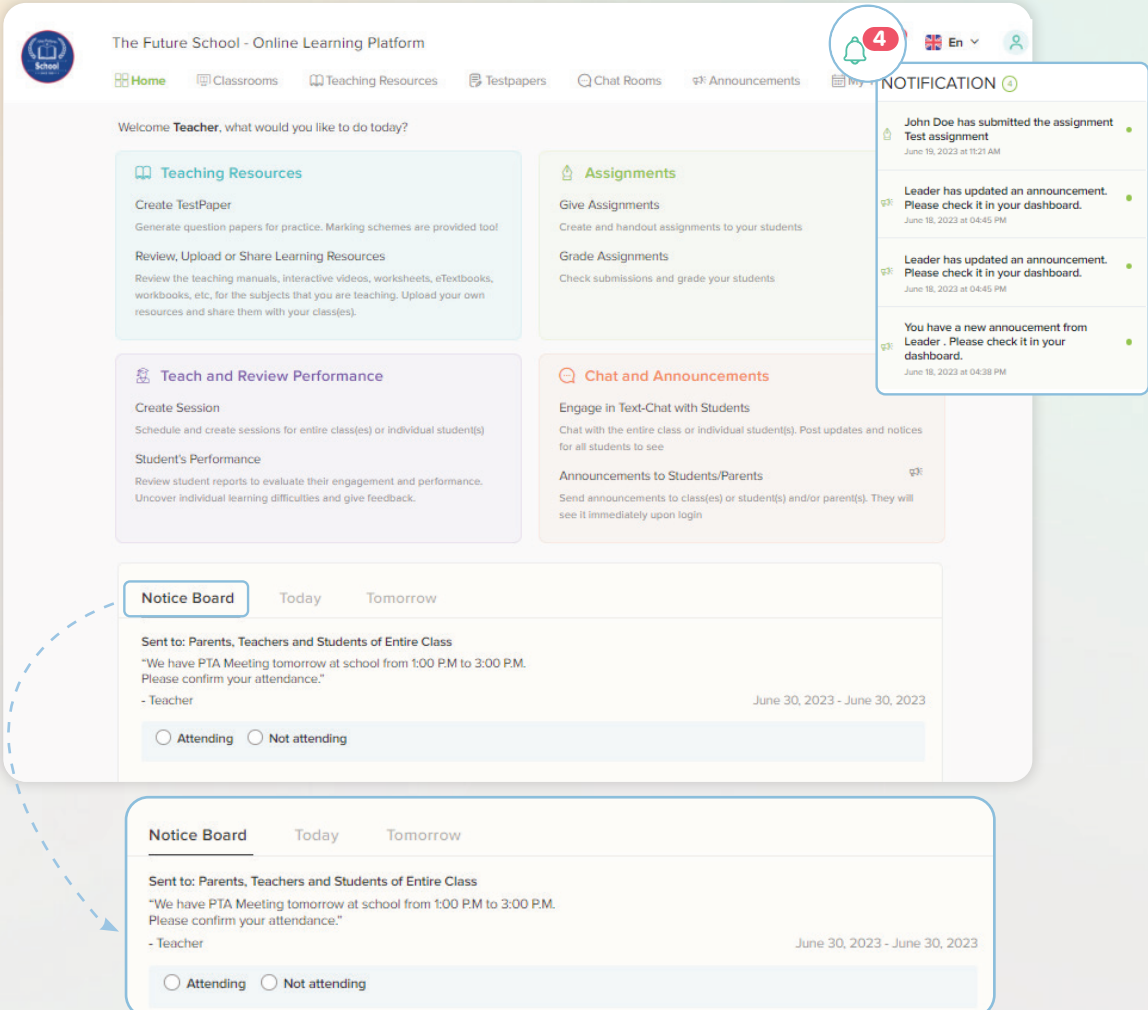
Scan/Click here to learn how:

- To create and send General Announcements.
- To create an eConsent form.
- To view responses from the eConsent form.

Get Instant Notifications

With our Notification feature, you will receive alerts whenever your students turn in assignments or when there are important announcements from the administration. Additionally, if you download and sign-in from our mobile app, all notifications will automatically be pushed to your mobile phone.

This way, you will never miss any school updates!



The screenshot shows the user interface of 'The Future School - Online Learning Platform'. At the top right, a notification bell icon is highlighted with a red circle containing the number '4'. A notification pop-up is open, listing several alerts: 'John Doe has submitted the assignment Test assignment', 'Leader has updated an announcement. Please check it in your dashboard.', and 'You have a new announcement from Leader. Please check it in your dashboard.' Below the dashboard, a 'Notice Board' section is shown with a form for attendance. A dashed blue arrow points from the 'Notice Board' section in the main dashboard to a larger, detailed view of the same form below.

Notification Pop-up:

- John Doe has submitted the assignment Test assignment
June 19, 2023 at 11:21 AM
- Leader has updated an announcement. Please check it in your dashboard.
June 18, 2023 at 04:45 PM
- Leader has updated an announcement. Please check it in your dashboard.
June 18, 2023 at 04:45 PM
- You have a new announcement from Leader. Please check it in your dashboard.
June 18, 2023 at 04:39 PM

Notice Board Form:

Notice Board Today Tomorrow

Sent to: Parents, Teachers and Students of Entire Class
"We have PTA Meeting tomorrow at school from 1:00 P.M to 3:00 P.M. Please confirm your attendance."
- Teacher June 30, 2023 - June 30, 2023

Attending Not attending



Scan/Click here to learn how:

- To view Assignment submissions & Announcement alerts.
- To respond in eConsent forms.

Access Our Tutorial Videos to Familiarise Yourself with Our Platform!



Scan/Click here



My Profile

- Edit basic information
- Change password
- Enable/disable pop-up guides




Schedule Sessions

- Schedule Online and In-Class Sessions
- Track scheduled classes with "My Time-Table"



Give Assignments

- Give Assignments from, Testpaper, eTextbooks and eWorkbooks
- Grade assignments with feedbacks



Data-driven Insights

- View your students' individual and class-wise activities within the platform.



Testpapers

- Generate Normal, Self-grading and Custom Testpapers



Make Announcements

- Send General Announcements
- Send eConsent forms
- View response and respond to eConsent forms

Note: Feature updates might be carried out periodically without prior notification, to provide a better user experience. Please contact us via the Chat Support, for assistance regarding the platform.

Need more information?

We also have a presence on social media sites like Facebook and Instagram. Follow the links below to write us an email or visit our website to learn more about our platforms and to receive the latest news.

www.jelajahilmu.com

www.instagram.com/jelajahilmu_mst/

info@jelajahilmu.com

www.facebook.com/people/Jelajah-Ilmu/100083039306891/



Our Chat Support service is available for when you require any platform related assistance!

Explore the platform on app.jelajahilmu.com

Download the Jelajah Ilmu app today.

